

Pinned Grid Headers

Magento Extension



Extension description

How many times did you scroll down the page of product, sales or customer grid and forget column names? It happens quite often especially if there are more than 100 rows in grid. Pinned Grid Headers magento extension solves this problem in very easy way. You see an additional grid header with search and reset buttons at the bottom of the page once you scroll down the page. This grid header is fully functional with sortable and filterable headers.

Main features:

- Sortable and filterable grid headers
- Search and reset filter buttons
- Parallel horizontal scrolling of grids
- Works with product, orders and customer grids
- Enhanced Order Grid compatibility
- Enhanced Product Grid compatibility

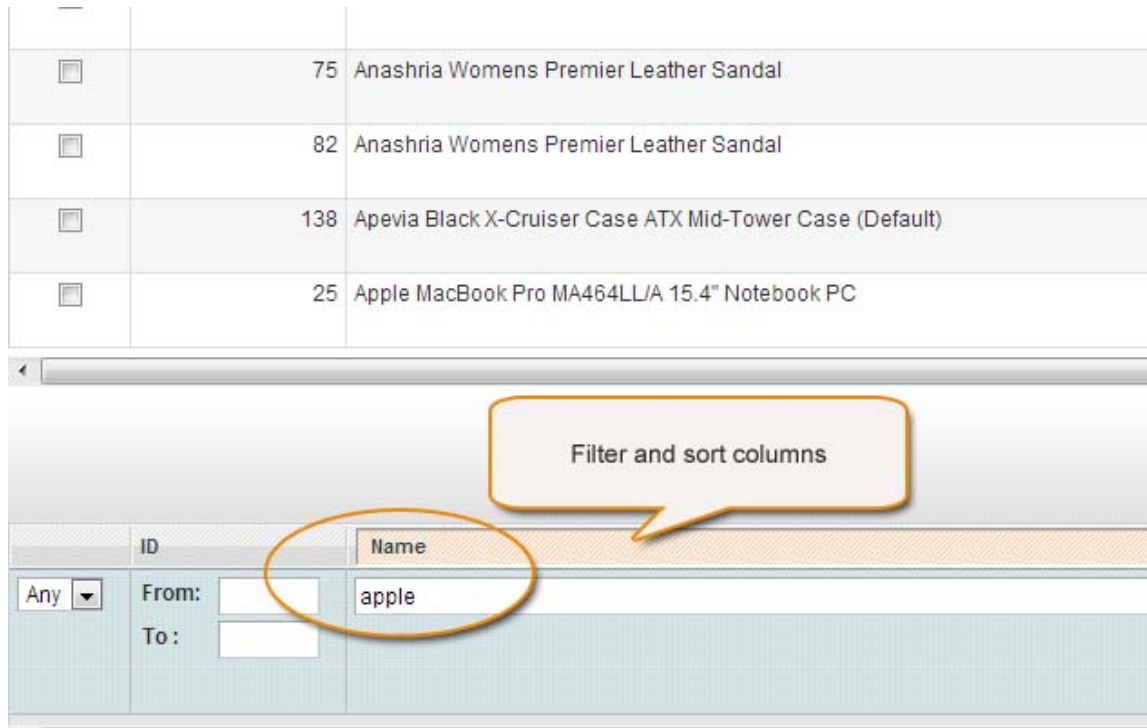
Extension installation

1. Backup your store database and files
2. Unzip extension archive and go into it
3. For security and safety issues your store is needed to be moved into maintenance mode. Just copy 'maintenance.flag' file from extension folder to your store root folder and Magento will put your store to maintenance mode automatically
4. Go to 'source' folder and upload all files and folders from it directly to your store root
5. After copy process compliance, delete 'maintenance.flag' file from your store root folder
6. Clear your store cache

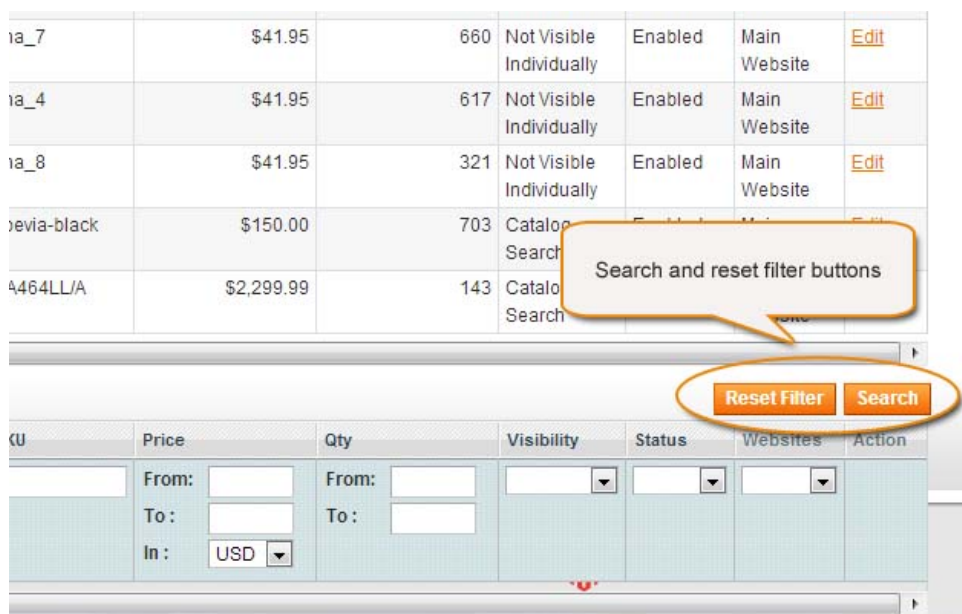
Congratulations! That is it!

Extension configuration options

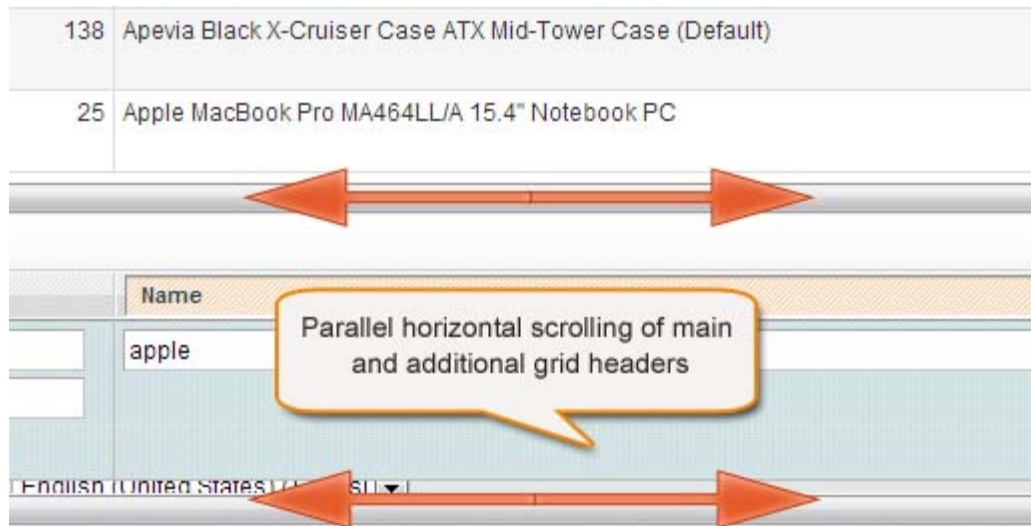
This extension works right after installation, so there is no need to configure any additional settings.



Search and reset filter buttons:



Parallel horizontal scrolling of grids:



Extension uninstall

Remove application files from your store file system (all files, which you have in extension pack)